



IR3G Gas Insert
IR Series Direct Vent Gas Insert



For more information or to place an order call 1-800-461-5581 or visit napoleonfireplaces.com

IR3G Gas Insert








IR Series Direct Vent Gas Insert

Napoleon® – Providing some of the highest infrared (IR) heat in the industry. Our new IR series direct vent gas inserts feature Napoleon's advanced infrared technology and flame modulation.

The IR3G is the perfect solution for an economical heating source complemented with the modern elegance of a sparking Topaz CRYSTALINE™ ember bed. Heating smarter and saving energy doesn't mean that you have to compromise great design.

Style, comfort and efficiency – the IR Series has it all.

Napoleon® Exclusive Features

-  • Fuel saving electronic ignition with battery back-up
-  • Clean face design with a 364 sq. in. viewing area
-  • Heat radiating ceramic glass
-  • Exclusive NIGHT LIGHT™ comes standard
-  • Porcelain Reflective Radiant Panels come standard
-  • Thermostatic remote control comes standard
-  • Topaz CRYSTALINE™ ember bed comes standard

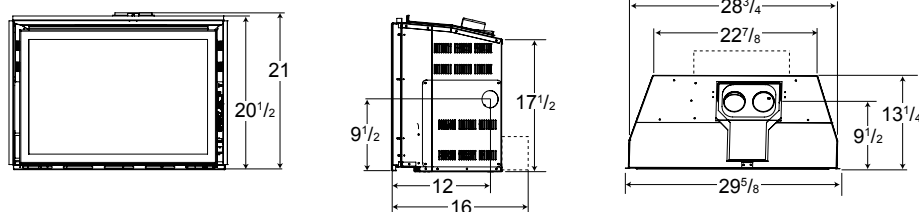
Napoleon® Options/Accessories

- Optional decorative accessories
- Optional heat circulating blower
- Optional ACS - anti condensation switch (standing or intermittent pilot)
- Optional safety screen
- Optional Newport™ and Old England decorative brick panels available
- Optional CRYSTALINE™ glass media kits in clear, red, amber, blue and black

Installation

- 3" exhaust / 3" air intake
- Minimum fireplace opening: 29" w x 13½" d x 21½" h

Line Drawings



Model	BTU's	Venting	Height		Width		Depth		Glass Size		Glass Type	Blower	Mobile Home Certified
			Actual	Min. Opening	Actual	Min. Opening	Actual	Min. Opening	Height	Width			
IR3G	15,000-24,000	Top	21"	21 1/2"	29 5/8"	29"	13 1/4"	13 1/2"	17"	25 9/16"	Ceramic	Optional	Yes

Line dimensions and measurements are to be used as a guide only. Please consult your installation manual for updated and precise measurements before proceeding to install or frame your Napoleon® Fireplace. Tested in Canada and the U.S. to CSA 2.33, ANSI Z21.88 FOR VENTED GAS FIREPLACE HEATERS.

Consult your owner's manual for complete installation instructions, accurate framing dimensions and proper clearances to combustible material. Check all local and national building code regulations. All specifications are subject to change without prior notice due to on-going product improvements. Products may not be exactly as shown. Napoleon® is a registered trademark of Wolf Steel Ltd. © Wolf Steel Ltd.




Above and Cover:
IR3G shown with contemporary rectangular front in satin chrome plated finish and one piece surround in painted black finish.

Features/Options/Accessories



Media Kits and Media Enhancement Kits

Designed to replace or enhance the Topaz CRYSTALINE™ ember bed. Available in clear, red, amber, blue and black.



Firebox Panel Options

Old England Grey and Newport™ Deluxe decorative brick panels available.



Decorative Doors and Fronts

A multitude of designer options including doors and fronts in various finishes are available to create the exact statement you have been looking for.



- 103 Miller Drive, Crittenden, Kentucky, USA 41030
- 24 Napoleon Road, Barrie, Ontario, Canada L4M 0G8
- 7200 Trans Canada Highway, Montreal, Quebec, Canada H4T 1A3

Tel: 705-721-1212 Fax: 705-722-6031
napoleonfireplaces.com



Authorized Dealer